



Pro-Study
RESEARCH ORGANISE REFERENCE

Pro-Study Online
Quick Start Guide

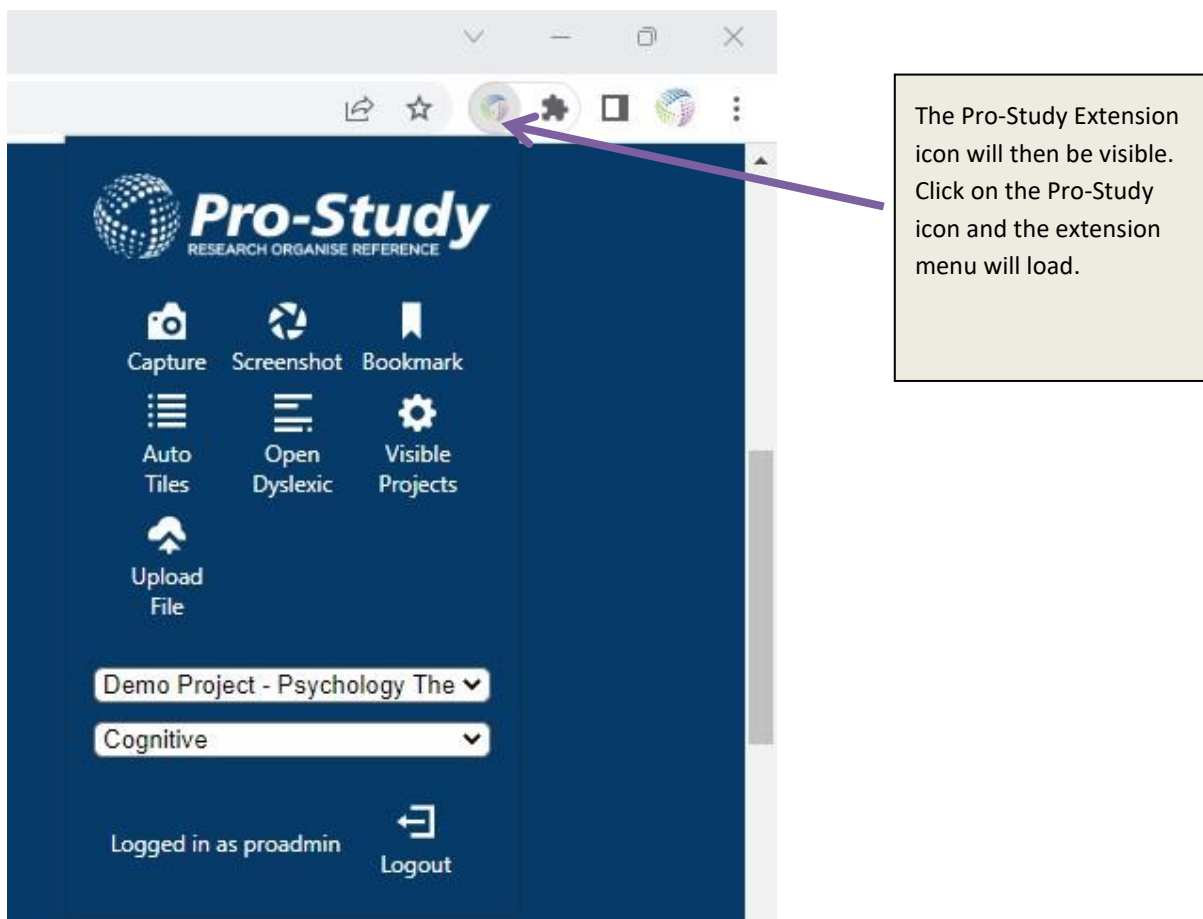
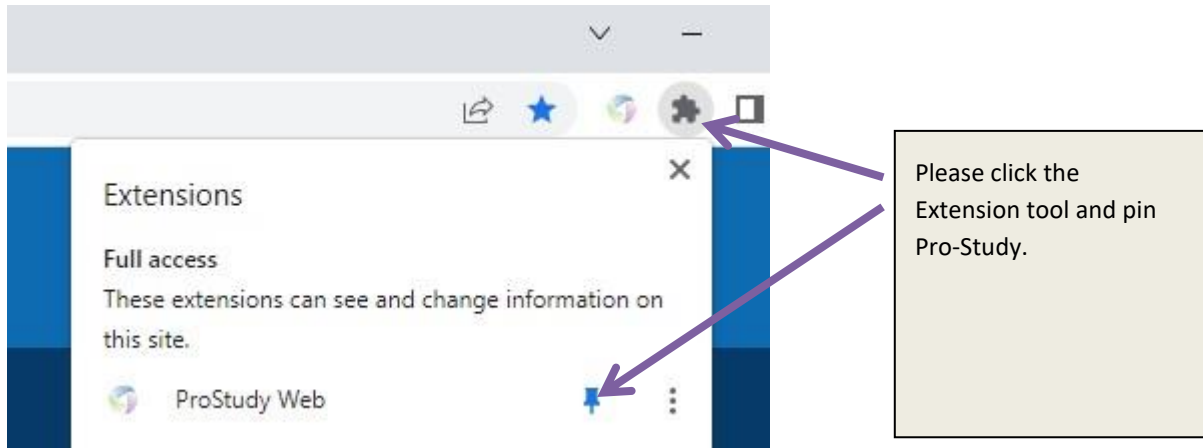
PRO-STUDY QUICK START GUIDE

CONTENTS

Getting Started – Pro-Study Extension	2
Login	3
Making a New Project	4
Capturing Information	5
Visible Projects	5
Capturing Text and Images	6
Pro-Study Extension	7
Screenshot and OCR	7
Open Dyslexic	8
Auto Tiling	9
Full Webpage or File Auto Tiles	9
Specific Text Auto Tiles	10
Bookmark	11
Webcam Capture	11
Research Tiles	12
Research Tiles	12
Pin	13
Emojis	13
Comment	13
Hyperlink	13
Research Tile Information	14
Research Tile Menu	14
Tags	15
Filter	16
Research Capture Counter	16
Files	17
Opening and Capturing Information From a File	19
Manage Projects (Side Panel)	20
Toolbar Features	21
Research Tiles	21
Files	21
Search	21
Bookmarks	22
Export	22
Accessibility	23
Reference Styles	23
Share	24

GETTING STARTED – PRO-STUDY EXTENSION

Once you have installed the Pro-Study Extension you can locate it in the top right-hand corner of your Web-Browser.



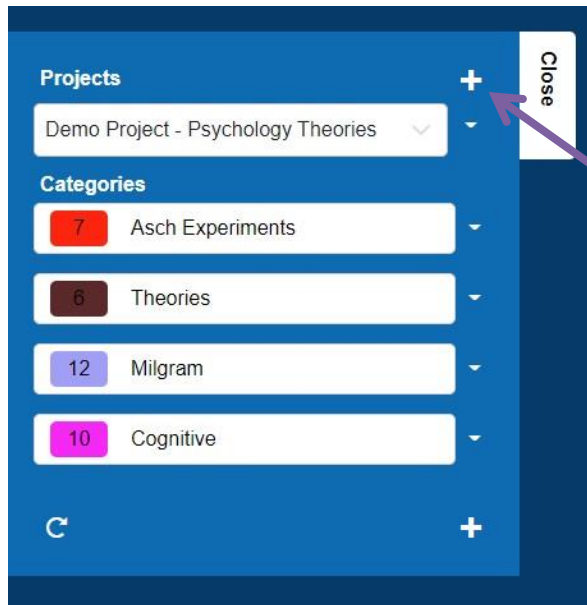
LOGIN

- If you haven't already done so, please register an account [here](#).
- Login to Pro-Study Online [here](#).
- Once you have successfully logged into Pro-Study your current projects will open.

The screenshot shows the Pro-Study web interface. At the top is a blue navigation bar with the Pro-Study logo and the tagline 'RESEARCH ORGANISE REFERENCE'. To the right of the logo are icons for Research Tiles, Files, Search, Bookmarks, Export, Accessibility, References, Share, and Help, followed by a 'Log out' button. Below the navigation bar is a header for 'Research Tiles - Theories' with a 'Pinned' status and a 'Filter' dropdown. On the left is a sidebar with a 'Projects' section (set to 'Demo Project - Psychology Theories') and a 'Categories' section with filters for 'Cognitive' (12), 'Asch Experiments' (10), 'Theories' (8), and 'Milgram' (16). The main content area displays three pinned research tiles:

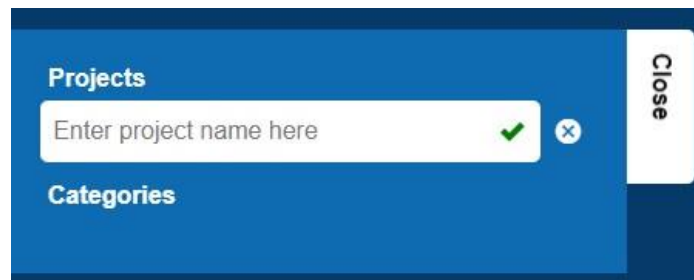
- Theories of Psychology | Simply Psychology** (09/06/2022 14:28:11): Contains a 2x2 grid of illustrations showing a dog salivating in response to a bell and food.
- Pavlov's Dogs Study and Pavlovian Conditioning Explained | Simply Psychology** (09/06/2022 12:26:29): Contains text explaining Pavlov's research on salivation in dogs in response to a bell.
- Five Key Theories In Psychology | BetterHelp** (09/06/2022 12:26:08): Contains text about behavior theory focusing on stimulus-response behaviors.

MAKING A NEW PROJECT



To make a new project click the + icon next to projects on the side panel.

Enter the Project name and click the green tick or press enter.



To add a new category, click the + at the bottom of the side panel. Enter the category name.

And then choose a colour to represent that category. Once the category is ready, click the green tick or press enter. Repeat as many times as needed.



CAPTURING INFORMATION

Please Ensure you have installed and pinned the Pro-Study Extension first.

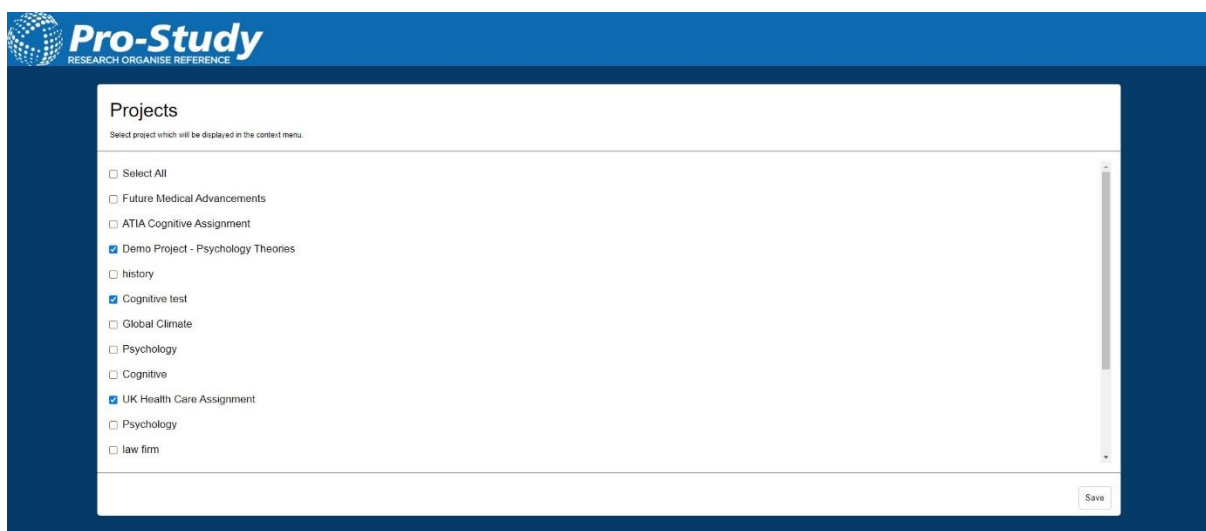
VISIBLE PROJECTS

You may have multiple projects in your Pro-Study database. To help capture information and save it to the correct project and category you may want to reduce the number of visible projects in the capture menu.



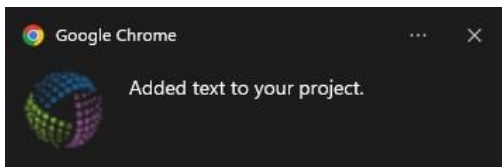
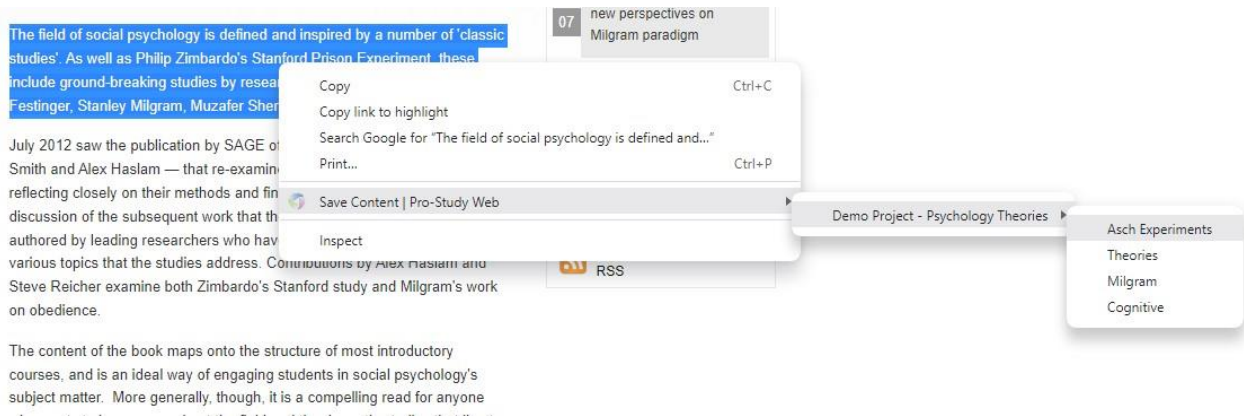
Click the Visible Projects tool in the Pro-Study Extension.

You can then select and deselect which projects you want to be visible when capturing information.

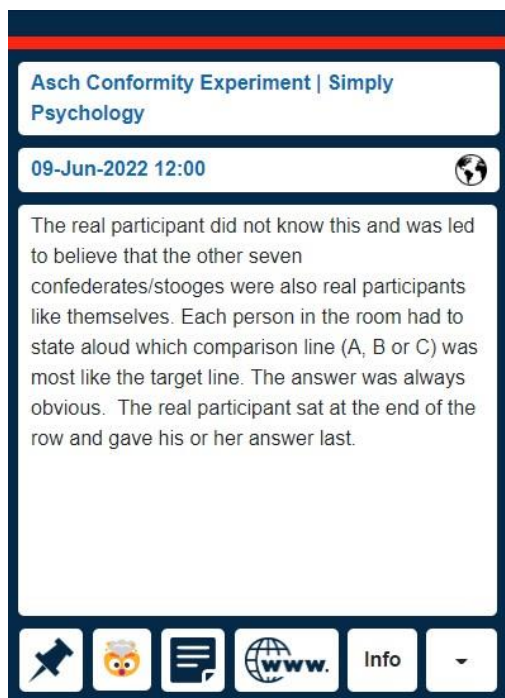


CAPTURING TEXT AND IMAGES

- Highlight the content or find the image you want to save and right click on it.
- Navigate to the Pro-Study 'Save Content' option in the menu.
- Find the Project and Category where you want to save the information and select it.
- This will automatically save the content as a 'Research Tile' into your database and will include a hyperlink back to the source, article title, timestamp, content icon and author (*when the website includes an author*).



A successful capture message will appear (*Please note – message may be hidden in icon tray*)



Each Research Tile will display the Article Title, Date and Time Stamp, Content Icon and the content that was captured.

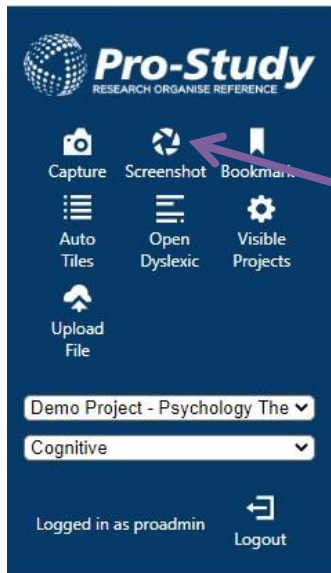
Hyperlinks and other tools can also be used - *see page 13.*

PRO-STUDY EXTENSION

There are many features to help you capture research within the Pro-Study Extension.

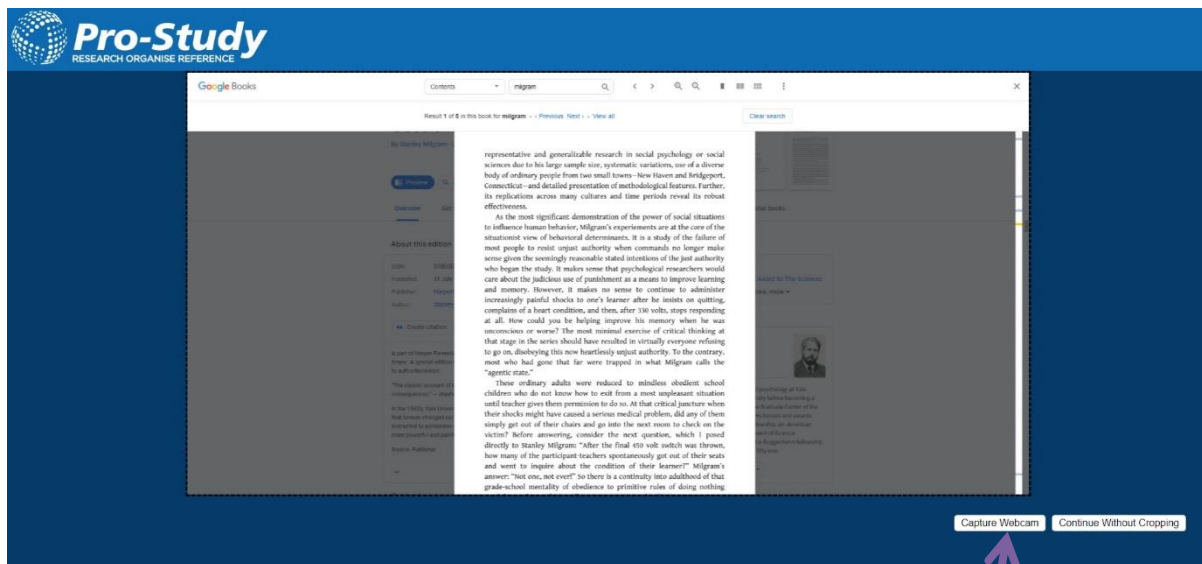
SCREENSHOT AND OCR

You can use the screenshot to capture any text or images. This is particularly useful if text cannot be highlighted e.g. Google Books.



Open the Pro-Study Extension, choose a project and category in the drop-down menu and then click the screenshot tool.

You can then crop the image as required by drawing a box around the text.




You can also capture images from your webcam.

Once cropped you can add and edit information as required.

Obedience to Authority - Google Books

Title: Obedience to Authority - Google Books

Author: Stanley Milgram

Image: 

Comments:

Content Type: WebPage

Link: https://www.google.co.uk/books/edition/Obedience_to_Authority/KwjhDgAAQBAJ?hl=en&gbpv=1&dq=milgram&prf

Publish Date: dd/mm/yyyy

Publisher:

Place Of Publication:

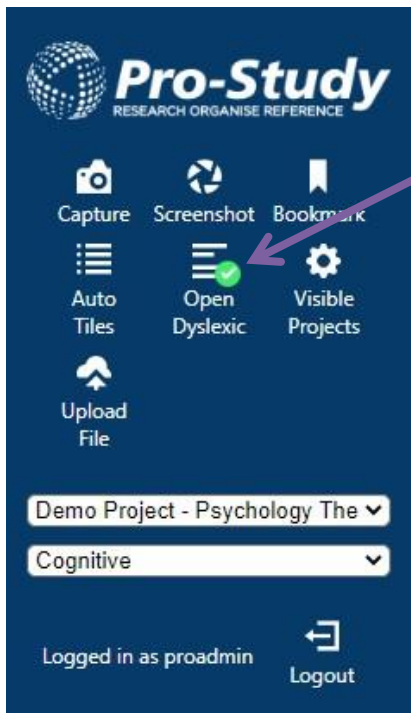
Project: Demo Project - Psychology Theories

Category: Milgram

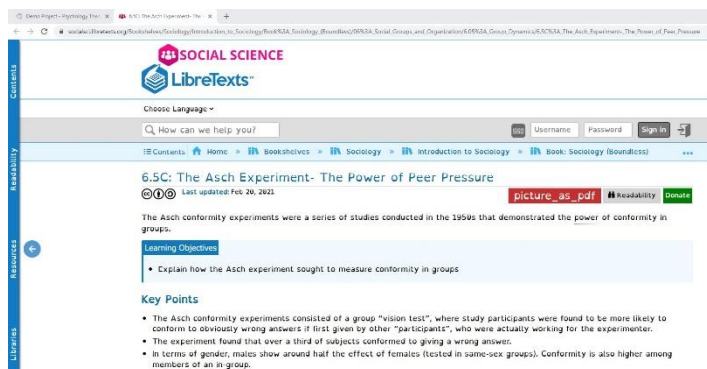
OCR

Click the OCR button to turn an image of the text into editable text.

OPEN DYSLEXIC



Select the 'Open Dyslexic' Tool in the Pro-Study Extension and all websites will change their font style into Open Dyslexic.

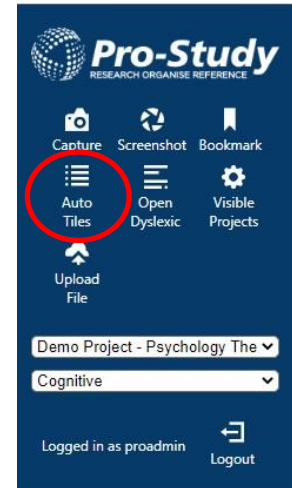


AUTO TILING

Pro-Study can use AI to automatically find the key information within a webpage or File and make the Research Tiles for you.

FULL WEBPAGE OR FILE AUTO TILES

- Open the Webpage or File you want to research.
- Open the Pro-Study Extension and choose the Project and Category where you want the information saved.
- Click the 'Auto Tiles' Tool.
- Pro-Study's AI will analyse the content and new Research Tiles containing the most important information will appear.
- Tiles with a rank of importance of over 70% will be pre-selected.
- Select the research tiles you want to keep and click save.



Auto Tiles
Select the auto tiles you want to keep. Research tiles with a rank of 70% or more are pre-selected.

		The field of social psychology is defined and inspired by a number of classic studies.	As well as Philip Zimbardo's Stanford Prison Experiment, these include groundbreaking studies by researchers like Solomon Asch, Leon Festinger, Stanley Milgram, Muzafer Sherif, and Henri Tajfel.	July 2012 saw the publication by SAGE of a new book — edited by Joanna Smith and Alex Haslam — that re-examines these classic studies by reflecting clearly on their methods and findings and offering a lively discussion of the subsequent work that they have inspired.	The chapters are authored by leading researchers who have worked extensively on the various topics that the studies address.
Contributions by Alex Haslam and Steve Reicher examine both Zimbardo's	The content of the book maps onto the structure of most introductory courses.	More generally, though, it is a compelling read for anyone who wants to know more	It is available from Amazon and all good bookstores.		

Save

Auto Tiles
Select the auto tiles you want to keep. Research tiles with a rank of 70% or more are pre-selected.

The perceptions children develop about their academic capacities play a large role in how children perceive themselves more generally and have been argued to also largely shape the way they perceive the world at large and engage in new experiences (Usher & Pajares, 2008).	The consequences in terms of self-perceptions for children whose reading and learning experiences are altered and who are thereby faced with difficulties on an academic level, such as children with dyslexia, can thus be significant and warrant investigation.	As indicated by Burden's (2008) review on dyslexia in relation to several aspects of self-perception including self-efficacy, self-concept, and self-esteem, most of the self-perception research to date, however, has focused on children or adolescents with learning disabilities (LD).	This small-scale study investigated the potential effect of diagnostic timing on competency perceptions within a sample of adolescents with dyslexia, either diagnosed in primary or secondary school, but paired on duration of intervention and academic impairment.	Perceived competence was assessed via self-report on an academic, social, and more general level.	These measures were complemented by open-ended questions investigating pupils' understanding and tolerance of their dyslexia.
Early-diagnosed adolescents were found to hold higher academic and general competency perceptions.	Moreover, pupils' personal statements to the open-ended questions revealed a statistically significant association between time of diagnosis and understanding as well as tolerance of	These preliminary findings suggest that diagnostic timing might lead early-diagnosed adolescents to a more adequate understanding of their dyslexia, which might also be related to Maier	While studies in this domain have so far investigated the effect of LD on self-perceptions by focusing on intergroup comparisons (with a control group composed of students without LD), the	By focusing on young adolescents with dyslexia, either diagnosed early during primary school or diagnosed later on in secondary school, the purpose was to investigate what differences the moment	The researcher asked the adolescents to describe dyslexia in their own words ('How would you describe dyslexia?') as well as to explain how open they were in terms of letting their classmates or

Save

SPECIFIC TEXT AUTO TILES

- Highlight all the content you want Pro-Study to look through.
- Open the Pro-Study Extension and choose the Project and Category where you want the information saved.
- Click the 'Auto Tiles' Tool.
- Three new Research Tiles containing the most important information from the content will appear in your chosen project and category.

Each line question was called a trial. The real participant answered last or next to last. For the first two trials, the subject would feel at ease in the experiment as he and the other "participants" gave the obvious, correct answer. On the third trial, all the confederates would start giving the same wrong answer. There were 18 trials in total and the confederates answered incorrectly for 12 of them. These 12 were known as the "critical trials."

The aim was to see whether the real participants would conform to the wrong answers of the confederates and change their answer to respond in the same way despite it being the wrong answer.

Results

Dr. Asch thought that the majority of people would not conform to something obviously wrong, but the results showed that only 24% of the participants did not conform on any trial. Seventy five percent conformed at least once, 5% conformed every time, and when surrounded by individuals all voicing an incorrect answer, participants provided incorrect responses on a high proportion of the questions (32%). Overall, there was a 37% conformity rate by subjects averaged across critical trials. In a control group, with no pressure to conform to an erroneous answer, only one subject out of 35 ever gave an incorrect answer.

Study Variations

Variations of the basic paradigm tested how many cohorts were necessary to induce conformity, examining the influence of just one cohort and as many as five. Results indicated that one cohort has virtually no influence and two cohorts have only a small influence. When three or more cohorts are present, the tendency to conform increases only modestly. The maximum effect occurs with four cohorts. Adding additional cohorts does not produce a stronger effect.

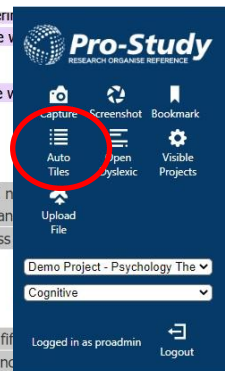
In terms of gender, males show around half the effect of females (tested in same-sex groups). Conformity is also higher among members of an in-group.

The unanimity of the confederates has also been varied. When the confederates are not unanimous in their judgment, even if only one confederate voices a different opinion, participants are much more likely to resist the urge to conform (only 5% to 10% conform) than when the confederates all agree. This result holds whether or not the dissenting confederate gives the correct answer. As long as the dissenting confederate gives an answer that is different from the majority, participants are more likely to give the correct answer.

This finding illuminates the power that even a small dissenting minority can have upon a larger group. This demonstrates the importance of privacy in answering important and life-changing questions, so that people do not feel pressured to conform. For example, anonymous surveys can allow people to fully express how they feel about a particular subject without fear of retribution or retaliation from others in the group or the larger society. Having a witness or ally (someone who agrees with the point of view) also makes it less likely that conformity will occur.

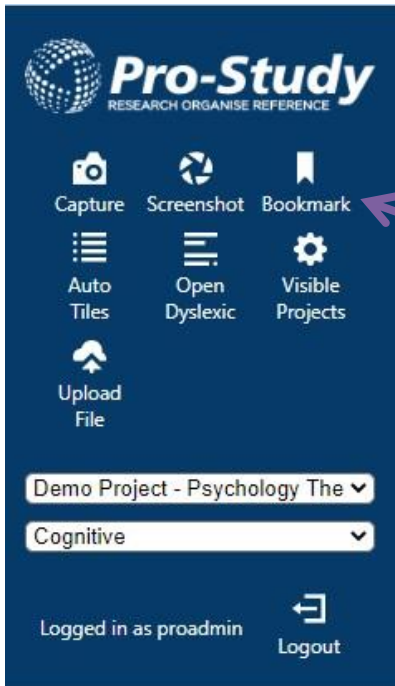
Interpretations

Asch suggested that this reflected poorly on factors such as education, which he thought must over-train conformity. Other researchers have argued that it is rational to use other people's judgments as evidence. Others have suggested that the high conformity rate was due to social norms regarding politeness, which is consistent with subjects' own claims that they did not actually believe the others' judgments and were indeed merely conforming.



- An Auto Tile will have a comment within it identifying it as an Auto Tile.

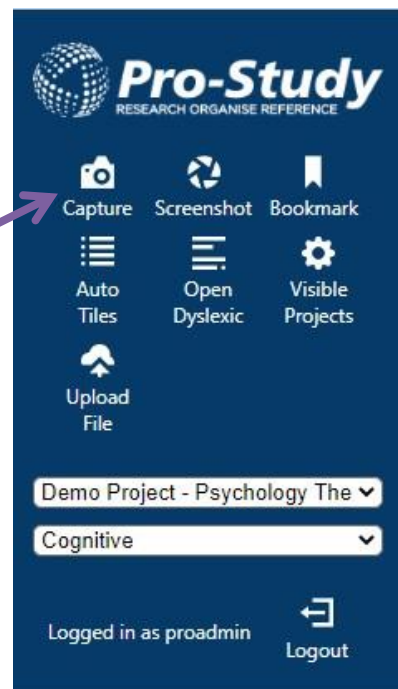
BOOKMARK



Choose a project and category and then click the Bookmark tool in the Pro-Study Extension. This will save the whole Article for later use.

WEBCAM CAPTURE

Choose a project and category and then click the Capture tool in the Pro-Study Extension. This will open your webcam so you take a picture.

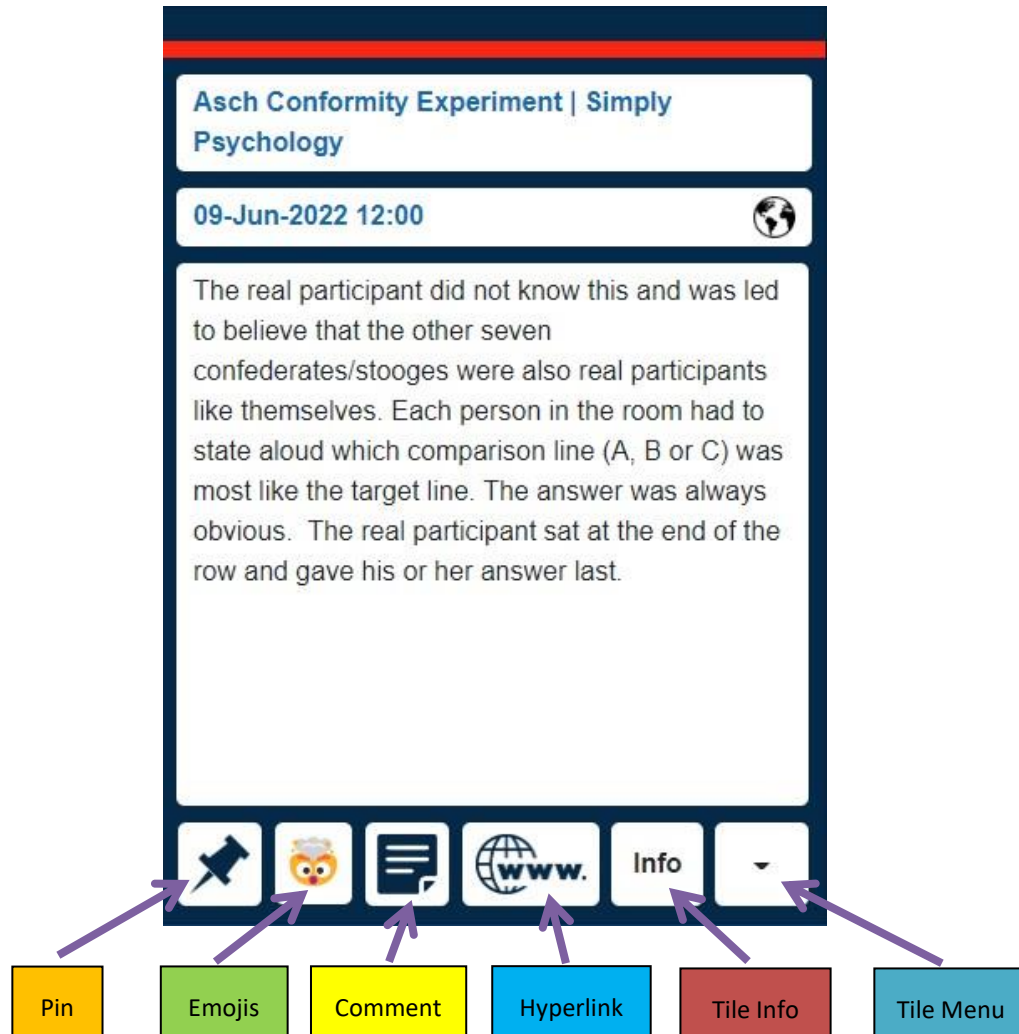


RESEARCH TILES

Your captured content will be displayed as Research Tiles.

RESEARCH TILES

Each Research Tile will display the Article Title, Date and Time Stamp, Content Icon and the content that was captured.



PIN

Click the pin on a tile to move the tile to the top of your Research Tiles.

EMOJIS

Click to add emojis, these can then be used to quickly filter through your research.

COMMENT

Click the comment icon to add a comment to a tile. Comments can also be included in your export.

HYPERLINK

Click the hyperlink icon to go back to the source.

RESEARCH TILE INFORMATION

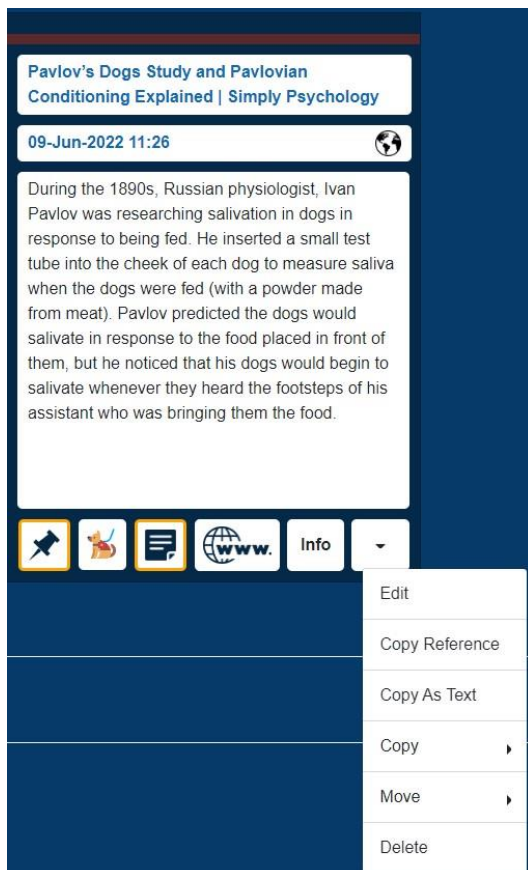
This contains all the data that was collected about the content. You can add and edit information here by clicking on the Edit button.

Pavlov's Dogs Study and Pavlovian Conditioning Explained | Simply Psychology

Title Pavlov's Dogs Study and Pavlovian Conditioning Explained Simply Psychology	Content Type Online
Author Dr. Saul McLeod	Tag Enter Tag here...
Content During the 1890s, Russian physiologist, Ivan Pavlov was researching salivation in dogs in response to being fed. He inserted a small test tube into the cheek of each dog to measure saliva when the dogs were fed (with a powder made from meat). Pavlov predicted the dogs would salivate in response to the food placed in front of them, but he noticed that his dogs would begin to salivate whenever they heard the footsteps of his assistant who was bringing	Publish Date 09/06/2022
Link https://www.simplypsychology.org/pavlov.html#:~:text=During%20the%201890s%2C,them%20t	Publisher Enter Publisher here...
Category Theories	Place of Publication Enter Place of Publication here...
	Styled Reference Dr. Saul McLeod (2022) Pavlov's Dogs Study and Pavlovian Conditioning Explained Simply Psychology [Online]. Available from: < ">https://www.simplypsychology.org/pavlov.html#:~:text=During%20the%201890s%2C,them%20the%20food.> [Accessed 9 June 2022].

Close Edit

RESEARCH TILE MENU



- From within the Tile Menu, you can open the Edit window.
- Copy the reference and paste it elsewhere, e.g. MS Word.
- Copy As Text to copy all the content and data elsewhere e.g. MS Word.
- Copy the tile to another project or category.
- Move the tile completely into a different project or category.
- Delete the tile.

TAGS

Add a 'Tag' to a tile to help organise your tiles.

Five Key Theories In Psychology | BetterHelp

Title	Five Key Theories In Psychology BetterHelp	Content Type	Online
Author	Gabrielle Seunagal	Tag	Key Theories
Content	1. The Behaviorist Theory Behavior theory focuses on the stimulus-response behaviors. According to this theory, all behaviors are learned through interactions with the environment. The behaviorist theory in professional settings refers to the environment as stimuli and the person's behavior is a response. The physiologist Ivan Pavlov discovered the connection between a stimulus and a response. Two stimuli link together and result in a learned	Publish Date	09/06/2022
Link	https://www.betterhelp.com/advice/psychologists/five-key-theories-in-psychology/#~:text=1.%20	Publisher	Enter Publisher here...
Category	Theories	Place of Publication	Enter Place of Publication here...
		Styled Reference	Gabrielle Seunagal (2022) Five Key Theories In Psychology BetterHelp [Online]. Available from: <https://www.betterhelp.com/advice/psychologists/five-key-theories-in-psychology/#~:text=1.%20The%20Behaviorist,and%20operant%20conditioning.> [Accessed 9 June 2022].

Close Edit

This will then add that tile to a section with other tiles that have the same Tag.

Key Theories
Minimise

Five Key Theories In Psychology | BetterHelp

09-Jun-2022 12:25

3. The Humanistic Theory The humanistic theory of psychology primarily regards the humanity of the individual and the different factors which contribute to their feelings, actions, and self-image. To be precise, humanism states that each is unique in their way and capable of change if they so choose. The humanistic theory asserts that everyone bears responsibility for being happy and properly functional in the world. Humanism has played a significant role in psychology. Also known as person-centered theory, humanistic psychology allows the client to guide a therapy session. Carl Rogers developed person-centered therapy, which helped the client

Five Key Theories In Psychology | BetterHelp

09-Jun-2022 12:25

2. The Psychodynamic Theory The psychodynamic theory of psychology helps people look at their subconscious mind. This particular theory came into being as a result of the studies of Sigmund Freud, a psychoanalyst. Freud believed that everyone's subconscious contains an ID, ego, and superego. Each component contains subcomponents and plays its own role in psychodynamic psychology. The ID is the part of us that wants things and needs to have them immediately. When you're hungry, that's a base emotion. When you have a sexual desire, that's your ID speaking. The ID doesn't care about anything but achieving immediate

Five Key Theories In Psychology | BetterHelp

09-Jun-2022 12:25

1. The Behaviorist Theory Behavior theory focuses on the stimulus-response behaviors. According to this theory, all behaviors are learned through interactions with the environment. The behaviorist theory in professional settings refers to the environment as stimuli and the person's behavior is a response. The physiologist Ivan Pavlov discovered the connection between a stimulus and a response. Two stimuli link together and result in a learned response in a person or animal. Classical conditioning like this is a prevalent theme within the behaviorist theory of psychology. There are two forms of it: classical conditioning and operant conditioning.

These tagged sections can be minimised so only certain tiles are visible.

Research Tiles
Files
Search
Bookmarks
Export
Accessibility
References
Share
Help
Log out

Research Tiles - Asch Experiments

Filter

Projects

Demo Project - Psychology Theories

Categories

13 Asch Experiments

Theories

14 Milgram

16 Cognitive

Pinned Maximise

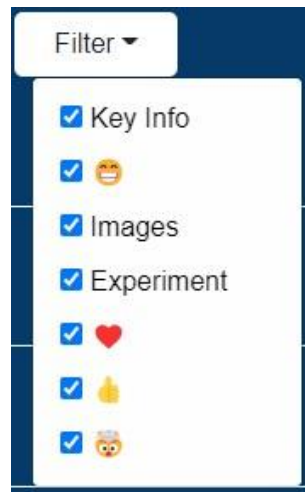
Key Info Maximise

Images Maximise

Experiment Maximise

Untagged Maximise

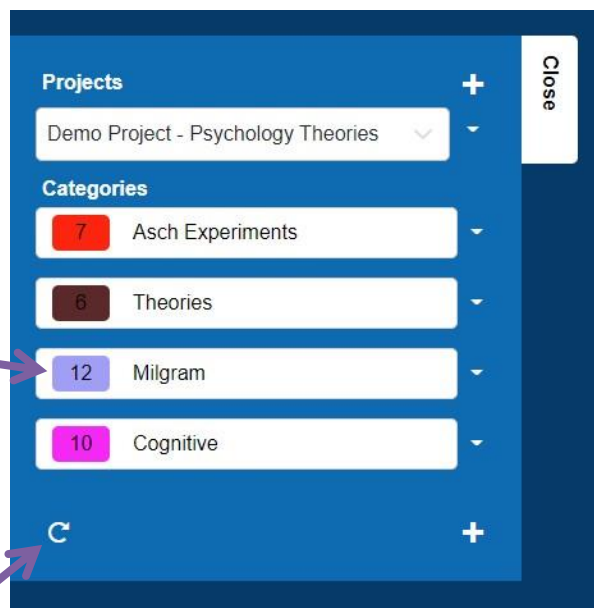
FILTER



Click on the filter button and select the filters you want applied. Only tiles with these tags or icons will be shown.

RESEARCH CAPTURE COUNTER

Each category within a project will have a research counter so you know how many tiles are within each category.

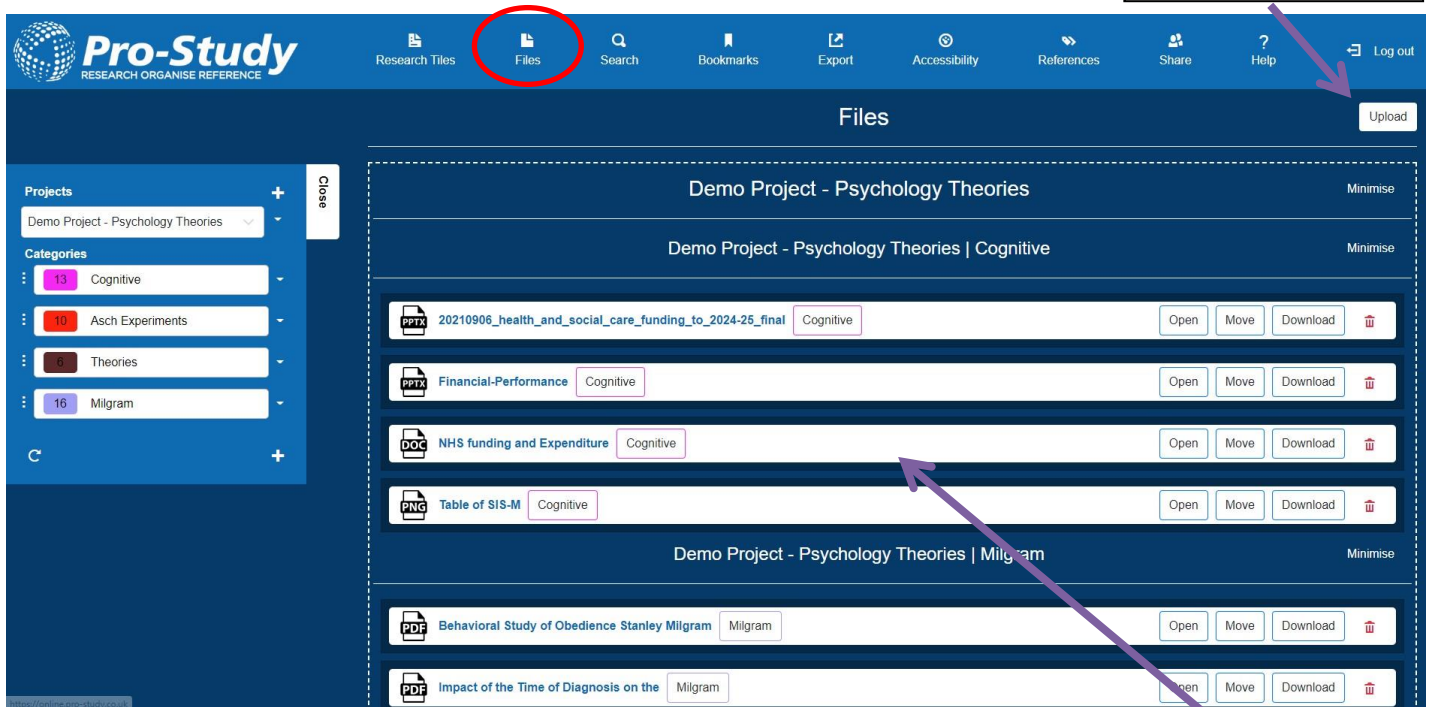
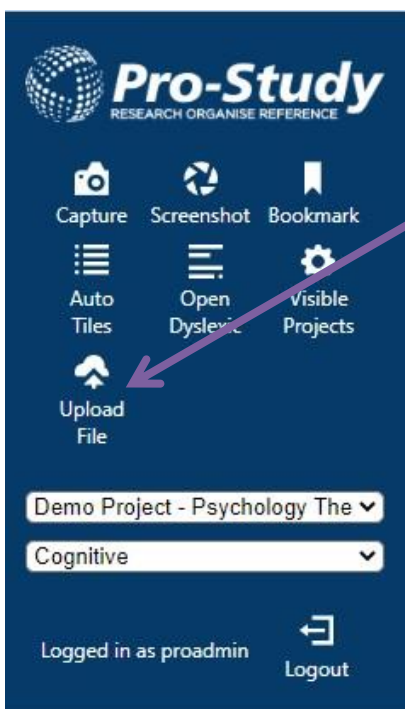


You can click the refresh icon to make sure your projects and categories are up to date.

FILES

Upload Files to store them on the Pro-Study Cloud. Here you can also open PDF, Word, PowerPoint and Excel files to capture key information from them. Captured information will be turned into Research Tiles, the same way capturing from a website works.

Click on Upload to upload your files.

You can also use the 'Upload File' feature within the Pro-Study Extension.

Or drag and drop files into the drop area to upload it.

Upload Files ✕

Upload up to 10 files at a time.

Choose files Behavioral Study of Ob...nce Stanley Milgram.pdf

Projects

Demo Project - Psychology Theories ▼

Categories

Theories ▼

Upload

You can choose which project and category you want the file to be linked to.

Files Upload

Demo Project - Psychology Theories Minimise

Demo Project - Psychology Theories | Cognitive Minimise

20210906_health_and_social_care_funding_to_2024-25_final Cognitive	Open Move Download ✕
Financial-Performance Cognitive	Open Move Download ✕
NHS funding and Expenditure Cognitive	Open Move Download ✕
Table of SIS-M Cognitive	Open Move Download ✕

Demo Project - Psychology Theories | Milgram Minimise

Behavioral Study of Obedience Stanley Milgram Milgram	Open Move Download ✕
Impact of the Time of Diagnosis on the Milgram	Open Move Download ✕

- Files will be displayed with the title of the file, a file icon for quick identification and a link to the attached project category.
- Files can be moved to other projects and categories, downloaded and deleted.

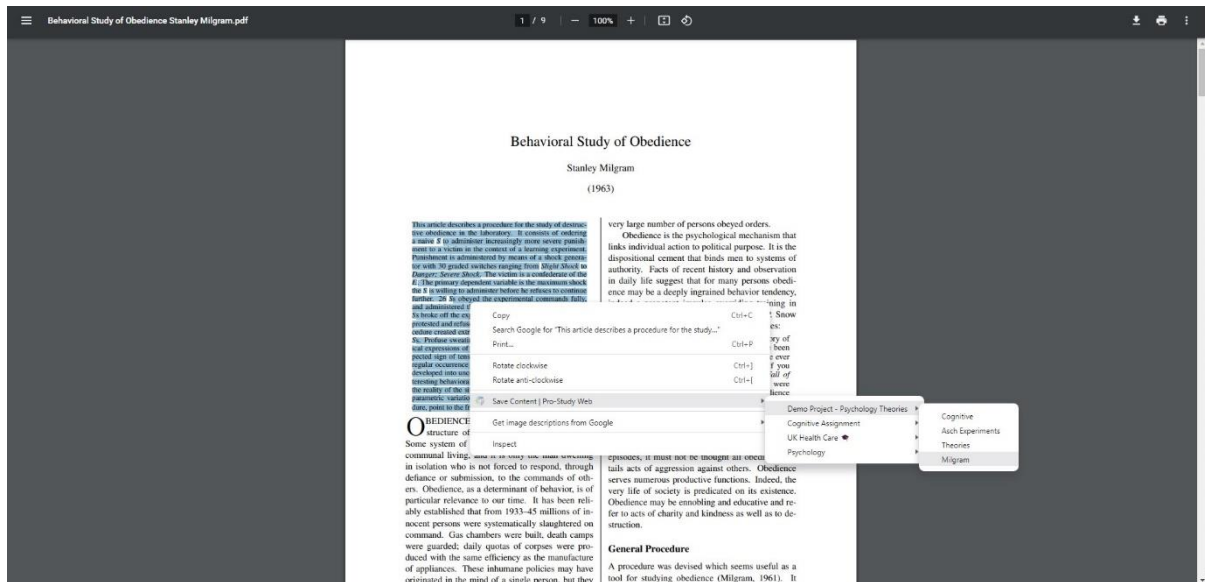
18 | Page

www.pro-study.co.uk

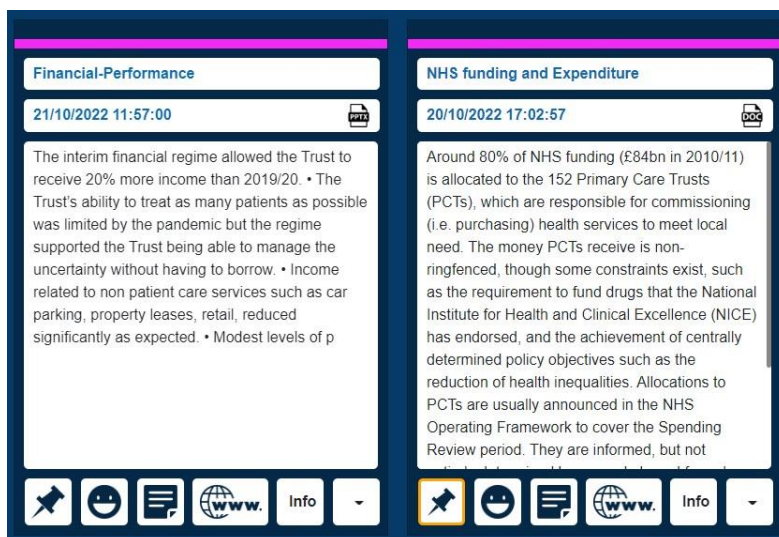
OPENING AND CAPTURING INFORMATION FROM A FILE



You can also click the open button to open a file. Important information can then be captured from PDF, Word, PowerPoint and Excel which will open within the Browser.

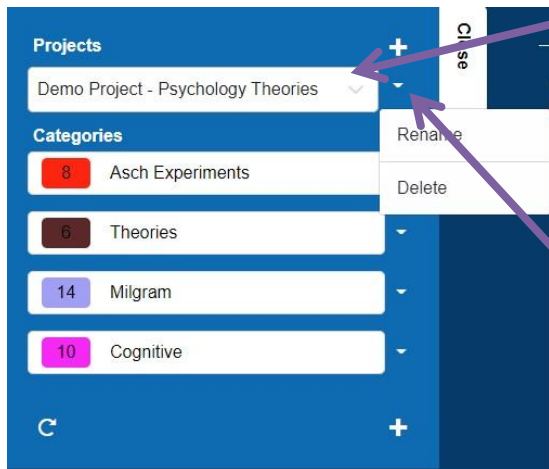


Once a file is open you can use the standard highlight, right click capture method. You can also use the Auto Tiles tool to capture key information from a File, *please see page 9.*



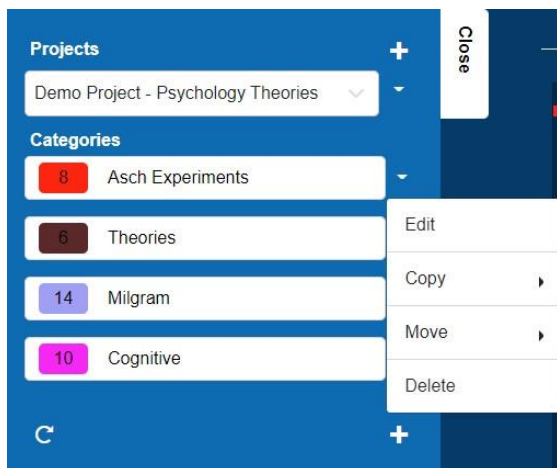
Research Tiles will be produced as normal for information captured from a file. Research Tiles will include the title of the original file, a file icon for quick identification and the hyperlink back to the original file source.

MANAGE PROJECTS (SIDE PANEL)



Type in the project name to find a project or use the drop-down menu.

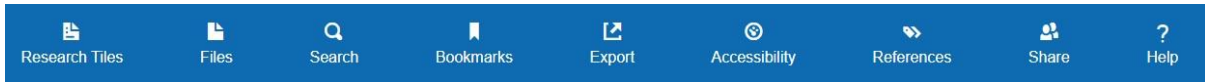
Click the drop-down arrow next to the Project name. Here you can rename the project or delete it.



- Click the drop-down arrows next to the category name. Here you can Edit the name and category colour.
- Copy the category and all its content to another project.
- Move the category and all its content to another project.
- Delete the category.

TOOLBAR FEATURES

The main toolbar is located across the top of your screen.



RESEARCH TILES

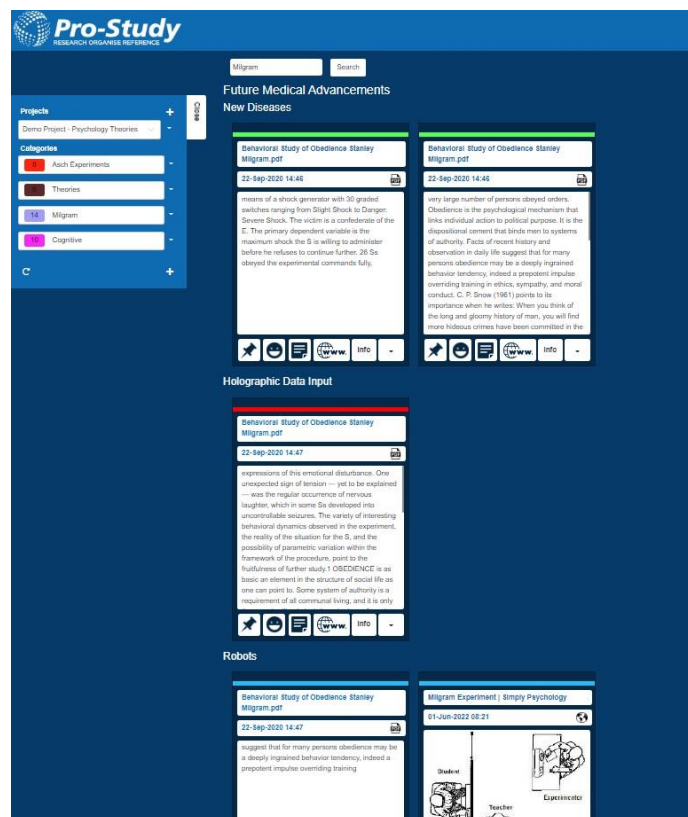
Opens your research tiles and the project and category on display can be changed in the side panel - see Research Tiles section in this guide for more information.

FILES

This will open the Files window, here you can upload files to store them in the Pro-Study Cloud or Open them up to capture key content from them - see Files section in this guide for more information.

SEARCH

Search for a key word in the Search feature and it will display all the results, listed by project name and category. Here you can also click on a project title to go directly to that project.



BOOKMARKS

All the captured Bookmarks will be listed here. Click the 'Bin' icon to delete one.



Bookmarks

Project

Demo Project - Psychology Theories

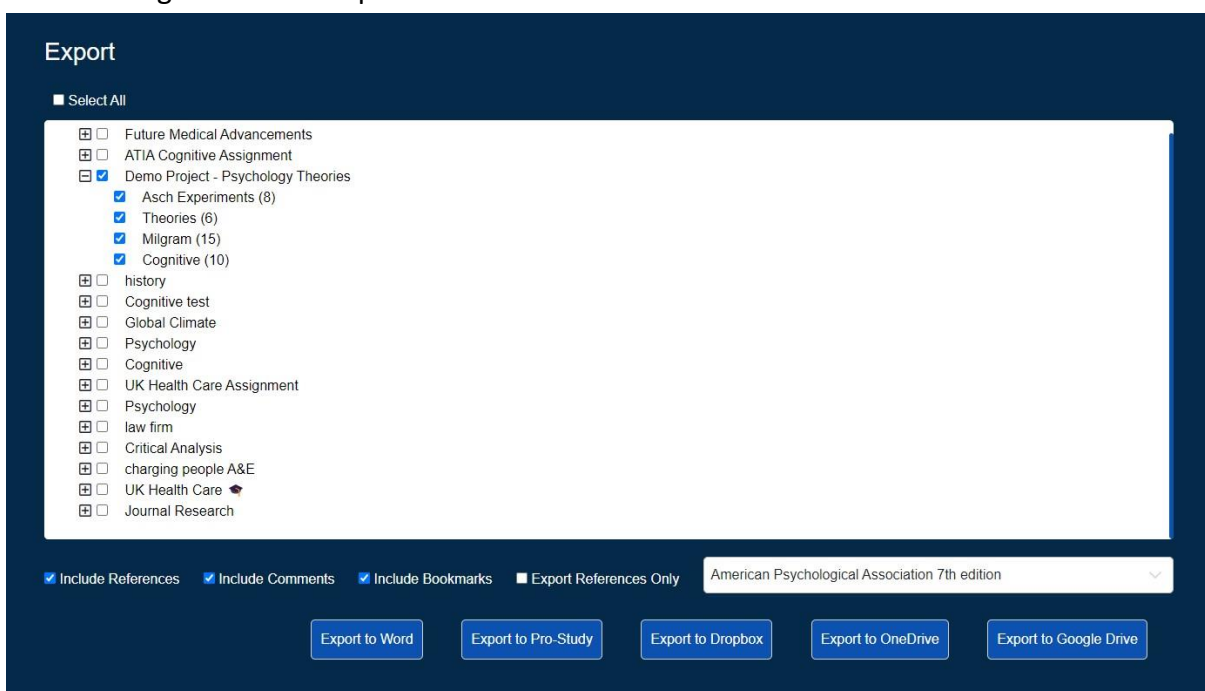
Bookmarks

- Author Profile: Saul McLeod | Simply Psychology - www.simplypsychology.org
- Theories of Psychology | Simply Psychology - www.simplypsychology.org
- AS Psychology holah.co.uk Milgram - www.holah.karoo.net
- What Is Cognition? - www.verywellmind.com
- What Is Cognition & Cognitive Behaviour - Cambridg - www.cambridgecognition.com
- Asch Conformity Experiment | Simply Psychology - www.simplypsychology.org

EXPORT

Export your research into a full Microsoft Word report.

- You can choose which projects and categories to Export (you can mix and match).
- Select if you want to include the references (bibliography), comments or Bookmarks.
- You can also choose to just Export the References (Bibliography) only.
- Use the Drop Down to select the reference style. More than 9500 styles can be found in the References main menu.
- Choose to Export straight into MS Word, or the Pro-Study, Dropbox, OneDrive or Google drive Cloud platforms.



Export

Select All

- Future Medical Advancements
- ATIA Cognitive Assignment
- Demo Project - Psychology Theories
 - Asch Experiments (8)
 - Theories (6)
 - Milgram (15)
 - Cognitive (10)
- history
- Cognitive test
- Global Climate
- Psychology
- Cognitive
- UK Health Care Assignment
- Psychology
- law firm
- Critical Analysis
- charging people A&E
- UK Health Care
- Journal Research

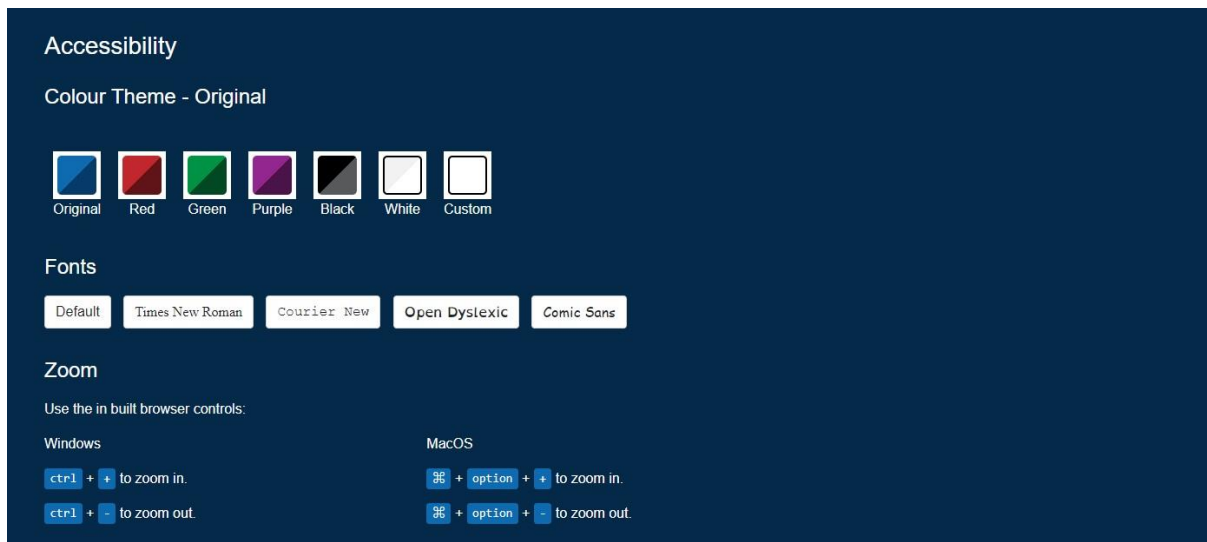
Include References Include Comments Include Bookmarks Export References Only

American Psychological Association 7th edition

Export to Word Export to Pro-Study Export to Dropbox Export to OneDrive Export to Google Drive

ACCESSIBILITY

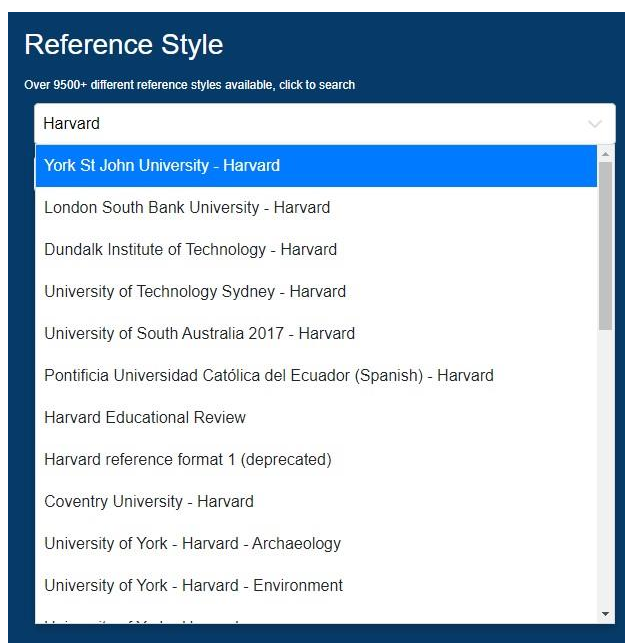
- Choose from a theme or make a custom one.
- Change Font.
- Zoom instructions which will also change the size of menus and how many tiles are in view.



REFERENCE STYLES

There are over 9500 different reference styles to choose from.

Please note - Project Assist (the free companion App) also has access to over 27 million book references just by scanning the barcode.



Search in the Reference Style window and select the reference style you need. Click save and this style will then be set as default.

SHARE

You can share projects with other Pro-Study users.

- Choose the project you want to share in the drop-down menu.
- Click Export and then send them the file.
- Click import and choose the file to import a project.

Share

Export

Demo Project - Psychology Theories

Import

No file chosen